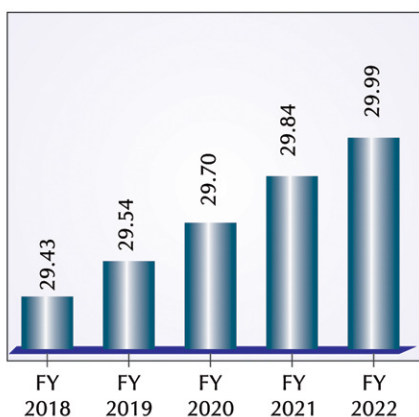
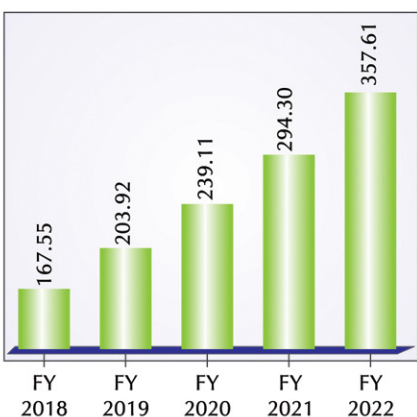
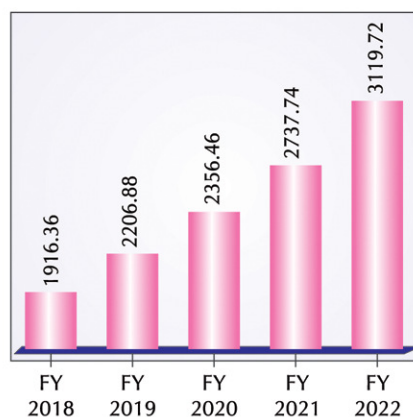
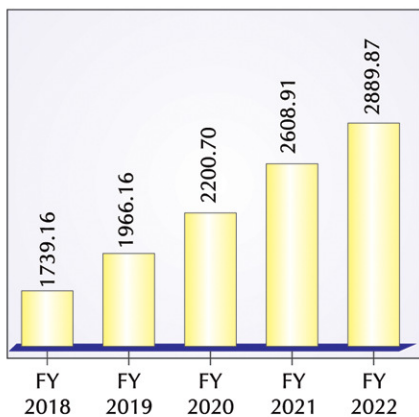


PAID UP CAPITAL (₹ in Crore)

RESERVES & SURPLUS (₹ in Crore)

DEPOSITS (₹ in Crore)

ADVANCES (₹ in Crore)

PROFIT (₹ in Crore)

DIVIDEND (₹ in Crore)

DECADE OF PROGRESS

(₹ in Crore)

Year	2011-12	2012-13	2013-14	2014-15	2015-16	2016-17	2017-18	2018-19	2019-20	2020-21	2021-22*
Paid up capital	28.76	28.96	29.04	29.11	29.20	29.29	29.43	29.54	29.70	29.84	29.99
Reserves & Surplus	49.14	78.33	93.51	109.37	123.69	140.56	167.55	203.92	239.11	294.30	357.61
Deposits	1267.38	1530.46	1607.35	1570.74	1664.55	1806.63	1916.36	2206.88	2356.46	2737.74	3119.72
Advances	1356.82	1671.36	1339.18	1424.77	1384.52	1620.83	1739.16	1966.16	2200.70	2608.91	2889.87
Profit	37.14	56.40	40.37	37.67	35.69	37.37	49.59	60.39	63.63	75.15	93.27
Dividend (p.a.)	20%	22%	22%	22%	22%	22%	22%	22%	22%	22%	25%
No. of Branches	90	99	99	103	107	107	108	109	112	113	114

* Subject to Approval of shareholders at its ensuing Annual General Meeting